

Business

# Boost your department productivity with Power Apps

Create apps and services and access a data platform, providing rapid development for your business needs



**S\$950** / 2 Days

Delivery  
In-Person

Level  
Beginner

## About the Course

Do you have process improvement needs but no IT budget or time to change it? Is information collecting or sharing still manual, with no audit trail of what's been done by whom and when?

Power Apps is a service for building and using custom business apps that connect to your data and work across the web and mobile - without the time and expense of custom software development.

This technology has already been adopted by small and large companies, from Zurich Insurance to Ikea to Ecolab, to name just a few.

During these 2 days, we will discover how it works by creating an app ourselves. We will discover multiple functionalities to illustrate the breadth of business needs that can be addressed. You will feel creative, empowered, and ready to solve your department's needs.

This beginner-friendly course is designed for professionals with no coding experience.

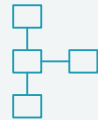
## 3 Takeaways



Identify opportunities to use Power Apps



Create, test, and share your apps



Understand how AI can lighten your workload

Who is this course for?

# Anyone aiming to optimize processes for improved productivity.

You'll learn:

- ✓ How Microsoft products interact to create fit-for-purpose solutions.
- ✓ How to develop, share, and maintain a solution from scratch to remove productivity roadblocks.
- ✓ A new way of thinking about business needs and how to solve them pragmatically..
- ✓ Best practices to save time and effort and make collaboration seamless.

# Day 1

Here's what you get to learn in this course



Understanding and setting up our environment

Creating the framework of our app

## Topic 1

Understanding and setting up our environment

We will start off the course by introducing the practical applications of Power Apps. Specifically, we will:

- Introduce the Microsoft “Power” ecosystem to understand how these products support productivity.
- Introduce our final product to get clarity on our journey.
- Create a SharePoint site to host our databases.
- Create SharePoint databases to store, retrieve and edit records from our App.
- Enter Power Apps to discover our work environment main features.

By completing these steps, we will get a clear understanding of the Microsoft products at hand and how beneficial it can be for your company to use them together or in isolation.

## Topic 2

Creating the framework of our app


In this module, we will roll up our sleeves and start putting the pieces of the puzzle together. We will:

- Establish both design and coding best practices to save time and effort.
- Discover main app components, and link them up to create a responsive app.
- Connect our databases to our App to make it interactive.

With this module, we will start creating the app. We will feel energized, creative, and ready to finalize your product the next day!

# Day 2

Here's what you get to learn in this course



Working with advanced functionalities

Sharing our app and opening horizons

## Topic 3

### Working with advanced functionalities

This module will build on what we covered on Day 1, and introduce the most powerful and exciting Power Apps tools, namely: .

- Working with Galleries to display and manipulate records.
- Using collections, to leverage in-memory tools.
- “Patch” function to create and edit records.
- We will use “IntelliSense” to guide us through low-code formulae, then break them down to grasp their syntax and learn how to reproduce them for our own needs.

This module will let you take advantage of the most powerful in-app tools to solve unique business needs.

## Topic 4

### Sharing our app and opening horizons

This module will conclude the course on a high note with exciting AI tools, sharing of our app, and exploring future ideas to develop applications. We will understand how to:

- Combine our knowledge, creativity, and AI to send emails from the app.
- Share our app with our teams.
- Discover the ready-made tools from the Power Apps library and how to customize them.

We'll conclude by examining how the strategies we've explored over the course of two days align with industry-leading practices, drawing parallels with renowned companies known for their operational excellence

Meet Our Trainer

# Clement Galvier

“ I learned a lot from this course. I am more confident about my capabilities in PowerApps, compared to before.

Sam Chan, Manager

“ Very good content for anyone who is planning to learn Power Apps.

Desmond Tan, Senior Manager



Clement is a data professional with over 15 years of experience, he has served the finance departments of diverse organizations in Geneva and Singapore, in roles such as FP&A Analyst and Digital transformation..

His expertise includes creating tools on MS Power Bi, Power Apps, Power Automate, Excel, and SharePoint to give his clients an edge by maximising productivity. He is also a certified Product Owner from the Scrum Alliance.

With a passion to acquire and share knowledge, he has trained dozens of collaborators, leaving a lasting impact in each company at which he has worked.

# For More Information:

Find us at


**Impres Training Pte Ltd.**

8 Burn Road,  
#04-11/12, Trivex,  
Singapore 369977

Contact us at

 (+65) 6636 9772

 [mail@impresstraining.com](mailto:mail@impresstraining.com)

 (+65) 9850 9058

 [www.impresstraining.com](http://www.impresstraining.com)



Follow us on Instagram



Like us on Facebook



Watch us on YouTube

